



ASBK.COM.AU f t i y

Round 7 : Phillip Island GP Circuit : October 12 - 14

HORSELL CONSULTING AUSTRALIAN SIDECAR CHAMPIONSHIP

Race 1

Date: 13/10/18
 Event: R04
 Weather: Sunny - Temp: 18.3C
 Track: Dry - Temp: 41.8C

Started at: 16:15:08
 Laps: 7
 Starters: 13
 Printed at: 16:34

PROVISIONAL CLASSIFICATION

Pos	No	Name	Class	Machine	Laps	Race Time	Behind	Fastest Lap	On Lap	Top Speed
1	1	David BOUGHEN / Robbie SHORTER (QLD)	F1	LCR Suzuki 1000	7	12:33.108		1:45.890	6	233
2	27	Howard FORD / Lee MENZIES (QLD) / California Custom Products / Lindsay Donai M-cycles	F1	LCR Suzuki 1000	7	12:46.071	12.963	1:46.832	2	223
3	54	Mick ALTON / Christine CLANCY (NSW) / J&C Contracting / Pagid Brakes / Mick DeWith M-sport	F2	LCR Suzuki 600	7	12:50.423	17.315	1:48.470	4	215
4	20	Graeme EVANS / Jarrod SCOTT (WA) / Rick Hanger Racing	F1	RHR Kawasaki 1000	7	12:54.816	21.708	1:49.106	5	228
5	4	Bruce COLLINS / Peter DEANGELIS (VIC)	F2	LCR Honda 598	7	12:55.242	22.134	1:48.971	4	220
6	15	Jeff BROWN / Darren SHELDRIK (NSW) / APW M-cycles / Motul Oils / RK Chains / DJS Tree Services / SDG Moto	F1	JBR Suzuki 1000	7	12:59.382	26.274	1:49.199	5	
7	26	Patrick CLANCY / Stephen BONNEY (VIC) / Alton Racing / J & C Contracting / Pagid Brakes	F2	Shelb. Honda 598	7	13:09.295	36.187	1:49.493	2	211
8	5	Richard GOODALE / Scott GOODALE (VIC)	F2	Shelb. Honda 598	7	13:27.255	54.147	1:53.585	5	211
9	38	John CLANCY / Warren GRUBB (VIC) / J & C Contracting / DeWith Motorsports	F2	LCR Suzuki 600	7	13:35.945	1:02.837	1:54.681	5	196
10	45	Andrew PHILLIPS / Barry MARTIN (QLD)	F2	Shelb. Honda 598	7	14:19.360	1:46.252	2:00.226	5	196
11	18	Simon REYNOLDS / Kathryn WARNE (NSW)	F2	Watson Yamaha 600	7	14:20.096	1:46.988	2:00.031	6	197
12	007	Trevor LOVE / Aimee TURNER (NSW)	F2	Watson Honda 598	6	12:43.314	1 Lap	2:05.138	2	185
DNF	300	Matthew BROWN / Nathan ASTILL (NSW)	F2	Shelb. Honda 598	5	10:24.978	2 Laps	2:03.310	5	182


Fastest Lap was 1:45.890 by David BOUGHEN / Robbie SHORTER (QLD)

Current race lap record for SCR class - 1:38.896 by Steve ABBOTT / Jamie BIGGS (UK) on a set on 13/11/05

*** No. 15 (J. BROWN / D/ SHELDRIK) - NO TRANSPONDER - TIMED MANUALLY ***

The results are provisional until the end of the time limit for protests and appeals.


 Chief Time Keeper - Scott Laing


 Clerk of Course - Tom Williams



www.computime.com.au
 COMPUTIME RACE TIMING SYSTEMS PTY LTD





ASBK.COM.AU f t i y

Round 7 : Phillip Island GP Circuit : October 12 - 14

HORSELL CONSULTING AUSTRALIAN SIDECAR CHAMPIONSHIP

Race 1

Date: 13/10/18
 Event: R04
 Weather: Sunny - Temp: 18.3C
 Track: Dry - Temp: 41.8C

Started at: 16:15:08
 Laps: 7
 Starters: 13
 Printed at: 16:34


PROVISIONAL LAP TIMES

No	Name	Lap 1	Lap 2	Lap 3	Lap 4	Lap 5	Lap 6	Lap 7
007	Trevor LOVE / Aimee TURNER (NSW)	2:12.975	2:05.138	2:05.319	2:05.596	2:07.100	2:07.186	
1	David BOUGHEN / Robbie SHORTER (QLD)	1:54.237	1:47.240	1:47.146	1:46.143	1:46.275	1:45.890	1:46.177
4	Bruce COLLINS / Peter DEANGELIS (VIC)	1:58.431	1:49.376	1:49.179	1:48.971	1:49.767	1:50.015	1:49.503
5	Richard GOODALE / Scott GOODALE (VIC)	2:02.257	1:54.364	1:53.927	1:53.889	1:53.585	1:55.002	1:54.231
15	Jeff BROWN / Darren SHELDRIK (NSW)	1:56.762	1:49.825	1:50.147	1:49.770	1:49.199	1:50.015	1:53.664
18	Simon REYNOLDS / Kathryn WARNE (NSW)	2:08.889	2:01.915	2:02.134	2:03.957	2:00.604	2:00.031	2:02.566
20	Graeme EVANS / Jarrod SCOTT (WA)	1:56.274	1:49.849	1:50.479	1:50.431	1:49.106	1:49.386	1:49.291
26	Patrick CLANCY / Stephen BONNEY (VIC)	1:59.487	1:49.493	1:49.713	1:50.055	1:51.692	1:54.415	1:54.440
27	Howard FORD / Lee MENZIES (QLD)	1:54.642	1:46.832	1:47.990	1:47.841	1:49.176	1:49.493	1:50.097
38	John CLANCY / Warren GRUBB (VIC)	2:05.166	1:55.320	1:55.135	1:55.072	1:54.681	1:55.173	1:55.398
45	Andrew PHILLIPS / Barry MARTIN (QLD)	2:11.194	2:00.599	2:01.335	2:02.763	2:00.226	2:02.200	2:01.043
54	Mick ALTON / Christine CLANCY (NSW)	1:56.293	1:48.949	1:49.236	1:48.470	1:48.843	1:49.140	1:49.492
300	Matthew BROWN / Nathan ASTILL (NSW)	2:10.975	2:03.374	2:03.454	2:03.865	2:03.310		

*** No. 15 (J. BROWN / D/ SHELDRIK) - NO TRANSPONDER - TIMED MANUALLY ***

The results are provisional until the end of the time limit for protests and appeals.


 Chief Time Keeper - Scott Laing


 Clerk of Course - Tom Williams



www.computime.com.au
 COMPUTIME RACE TIMING SYSTEMS PTY LTD



Round 7 : Phillip Island GP Circuit : October 12 - 14

HORSELL CONSULTING AUSTRALIAN SIDECAR CHAMPIONSHIP

Race 1

Date: 13/10/18
Event: R04
Weather: Sunny - Temp: 18.3C
Track: Dry - Temp: 41.8C

Started at: 16:15:08
Laps: 7
Starters: 13
Printed at: 16:34

PROVISIONAL SPLIT TIMES

Lap	Split 1	Split 2	Split 3	Split 4	Lap Time	Spd	Lap	Split 1	Split 2	Split 3	Split 4	Lap Time	Spd
007 Trevor LOVE / Aimee TURNER (NSW) (12th)							2	29.268	34.912	23.581	34.154	2:01.915	196
1	38.030	36.771	23.789	34.385	2:12.975	151	3	29.859	35.687	23.005	33.583	2:02.134	193
2	30.432	36.301	23.549	34.856	2:05.138	184	4	29.208	38.674	23.164	32.911	2:03.957	193
3	30.528	35.876	24.017	34.898	2:05.319	181	5	28.733	35.519	23.044	33.308	2:00.604	197
4	30.732	36.191	23.982	34.691	2:05.596	182	6	29.001	34.622	23.162	33.246	2:00.031	195
5	31.095	36.482	24.177	35.346	2:07.100	185	7	29.909	36.406	23.336	32.915	2:02.566	193
6	31.185	36.586	24.140	35.275	2:07.186	182							
1 David BOUGHEN / Robbie SHORTER (QLD) (1st)							1	33.461	32.078	20.168	30.567	1:56.274	168
1	32.741	31.465	20.184	29.847	1:54.237	175	2	26.671	32.236	20.985	29.957	1:49.849	215
2	25.780	31.380	20.297	29.783	1:47.240	220	3	26.211	32.836	21.053	30.379	1:50.479	220
3	26.535	30.840	20.121	29.650	1:47.146	208	4	26.183	32.922	20.583	30.743	1:50.431	222
4	25.475	31.248	19.970	29.450	1:46.143	220	5	26.080	32.392	20.551	30.083	1:49.106	218
5	25.337	31.235	20.296	29.407	1:46.275	233	6	26.179	32.179	20.551	30.477	1:49.386	228
6	25.493	31.004	20.238	29.155	1:45.890	231	7	26.309	32.682	20.508	29.792	1:49.291	214
7	25.222	31.421	19.856	29.678	1:46.177	232							
4 Bruce COLLINS / Peter DEANGELIS (VIC) (5th)							1	34.343	33.044	21.018	31.082	1:59.487	168
1	33.949	32.453	21.349	30.680	1:58.431	169	2	25.684	32.741	20.799	30.269	1:49.493	211
2	25.908	32.353	20.668	30.447	1:49.376	215	3	26.226	32.180	20.863	30.444	1:49.713	209
3	25.857	32.164	20.930	30.228	1:49.179	216	4	26.216	32.155	21.354	30.330	1:50.055	211
4	25.950	31.819	21.033	30.169	1:48.971	220	5	26.668	32.707	21.076	31.241	1:51.692	210
5	26.299	32.145	20.823	30.500	1:49.767	210	6	27.588	33.765	22.174	30.888	1:54.415	207
6	26.260	32.391	21.023	30.341	1:50.015	216	7	27.471	33.243	22.278	31.448	1:54.440	204
7	26.291	32.012	20.738	30.462	1:49.503	214							
5 Richard GOODALE / Scott GOODALE (VIC) (8th)							1	32.503	32.575	20.073	29.491	1:54.642	179
1	34.893	33.868	21.618	31.878	2:02.257	167	2	26.309	31.085	20.214	29.224	1:46.832	216
2	27.329	32.938	21.674	32.423	1:54.364	211	3	26.777	31.372	20.206	29.635	1:47.990	209
3	27.581	32.869	21.667	31.810	1:53.927	208	4	26.359	31.686	20.369	29.427	1:47.841	216
4	27.587	32.929	21.452	31.921	1:53.889	207	5	26.615	31.614	20.664	30.283	1:49.176	223
5	27.360	32.989	21.544	31.692	1:53.585	206	6	26.707	31.967	20.918	29.901	1:49.493	216
6	27.797	33.288	21.642	32.275	1:55.002	207	7	26.928	32.083	21.238	29.848	1:50.097	219
7	27.559	32.673	22.079	31.920	1:54.231	206							
18 Simon REYNOLDS / Kathryn WARNE (NSW) (11th)							1	37.451	33.818	21.951	31.946	2:05.166	153
1	36.656	36.160	22.949	33.124	2:08.889	162	2	27.685	33.705	22.010	31.920	1:55.320	196
20 Graeme EVANS / Jarrod SCOTT (WA) (4th)							1	32.503	32.575	20.073	29.491	1:54.642	179
26 Patrick CLANCY / Stephen BONNEY (VIC) (7th)							1	32.503	32.575	20.073	29.491	1:54.642	179
27 Howard FORD / Lee MENZIES (QLD) (2nd)							1	32.503	32.575	20.073	29.491	1:54.642	179
38 John CLANCY / Warren GRUBB (VIC) (9th)							1	37.451	33.818	21.951	31.946	2:05.166	153

Scott Laing
Chief Time Keeper - Scott Laing

Tom Williams
Clerk of Course - Tom Williams





ASBK.COM.AU f t i y

Round 7 : Phillip Island GP Circuit : October 12 - 14

HORSELL CONSULTING AUSTRALIAN SIDECAR CHAMPIONSHIP

Race 1

Date: 13/10/18
 Event: R04
 Weather: Sunny - Temp: 18.3C
 Track: Dry - Temp: 41.8C

Started at: 16:15:08
 Laps: 7
 Starters: 13
 Printed at: 16:34

PROVISIONAL SPLIT TIMES

Lap	Split 1	Split 2	Split 3	Split 4	Lap Time	Spd	Lap	Split 1	Split 2	Split 3	Split 4	Lap Time	Spd
3	27.778	33.754	21.867	31.736	1:55.135	196	1	33.350	32.065	20.771	30.107	1:56.293	168
4	27.812	33.701	21.802	31.757	1:55.072	196	2	26.484	31.734	20.544	30.187	1:48.949	214
5	27.494	33.429	21.983	31.775	1:54.681	195	3	26.462	31.865	20.627	30.282	1:49.236	215
6	27.587	33.818	21.770	31.998	1:55.173	195	4	26.272	31.740	20.397	30.061	1:48.470	213
7	27.412	33.528	22.010	32.448	1:55.398	193	5	26.379	31.690	20.395	30.379	1:48.843	212
45 Andrew PHILLIPS / Barry MARTIN (QLD) (10th)							6	26.397	31.826	20.414	30.503	1:49.140	214
							7	26.460	32.010	20.491	30.531	1:49.492	212
1	36.862	36.342	23.593	34.397	2:11.194	161	300 Matthew BROWN / Nathan ASTILL (NSW) (DNF)						
2	28.762	35.326	22.628	33.883	2:00.599	196	1	38.085	35.625	23.207	34.058	2:10.975	148
3	29.557	35.402	23.075	33.301	2:01.335	185	2	29.982	36.008	23.303	34.081	2:03.374	182
4	29.344	36.320	23.084	34.015	2:02.763	185	3	30.048	36.167	23.102	34.137	2:03.454	182
5	28.841	35.015	22.706	33.664	2:00.226	184	4	30.275	36.294	23.517	33.779	2:03.865	179
6	29.699	35.721	23.418	33.362	2:02.200	181	5	30.258	36.242	23.016	33.794	2:03.310	179
7	29.257	35.773	22.554	33.459	2:01.043	188							

54 Mick ALTON / Christine CLANCY (NSW) (3rd)

*** No. 15 (J. BROWN / D/ SHELDRICK) - NO TRANSPONDER - TIMED MANUALLY ***

The results are provisional until the end of the time limit for protests and appeals.

Scott Laing
 Chief Time Keeper - Scott Laing

Tom Williams
 Clerk of Course - Tom Williams



www.computime.com.au
 COMPUTIME RACE TIMING SYSTEMS PTY LTD





ASBK.COM.AU f t i y

Round 7 : Phillip Island GP Circuit : October 12 - 14

HORSELL CONSULTING AUSTRALIAN SIDECAR CHAMPIONSHIP

Race 1

Date: 13/10/18
 Event: R04
 Weather: Sunny - Temp: 18.3C
 Track: Dry - Temp: 41.8C

Started at: 16:15:08
 Laps: 7
 Starters: 13
 Printed at: 16:34


PROVISIONAL FASTEST LAPS SEQUENCE

Lap	Race Pos	No	Name	Machine	Fastest Lap	On Lap
1	1	1	David BOUGHEN / Robbie SHORTER (QLD)	LCR Suzuki 1000	1:54.237	1
2	1	27	Howard FORD / Lee MENZIES (QLD)	LCR Suzuki 1000	1:46.832	2
4	1	1	David BOUGHEN / Robbie SHORTER (QLD)	LCR Suzuki 1000	1:46.143	4
6	1	1	David BOUGHEN / Robbie SHORTER (QLD)	LCR Suzuki 1000	1:45.890	6

*** No. 15 (J. BROWN / D/ SHELDRICK) - NO TRANSPONDER - TIMED MANUALLY ***

The results are provisional until the end of the time limit for protests and appeals.


 Chief Time Keeper - Scott Laing


 Clerk of Course - Tom Williams



www.computime.com.au
 COMPUTIME RACE TIMING SYSTEMS PTY LTD



Round 7 : Phillip Island GP Circuit : October 12 - 14

HORSELL CONSULTING AUSTRALIAN SIDECAR CHAMPIONSHIP

Race 1

Date: 13/10/18
Event: R04
Weather: Sunny - Temp: 18.3C
Track: Dry - Temp: 41.8C

Started at: 16:15:08
Laps: 7
Starters: 13
Printed at: 16:34

PROVISIONAL LAP SHEET


No	Lap Time	Gap	No	Lap Time	Gap	No	Lap Time	Gap	No	Lap Time	Gap
Lap 1			Lap 3			Lap 5			1	1:46.177	
1	1:54.237		1	1:47.146		1	1:46.275		007	2:07.186	1 lap
27	1:54.642	.405	27	1:47.990	.841	27	1:49.176	5.440	27	1:50.097	12.963
20	1:56.274	2.037	54	1:49.236	5.855	54	1:48.843	10.750	54	1:49.492	17.315
54	1:56.293	2.056	20	1:50.479	7.979	20	1:49.199	14.662	20	1:49.291	21.708
15	1:56.762	2.525	15	1:50.147	8.111	4	1:49.767	14.683	4	1:49.503	22.134
4	1:58.431	4.194	4	1:49.179	8.363	20	1:49.106	15.098	15	1:53.664	26.274
26	1:59.487	5.250	26	1:49.713	10.070	26	1:51.692	19.399	26	1:54.440	36.187
5	2:02.257	8.020	5	1:53.927	21.925	5	1:53.585	36.981	5	1:54.231	54.147
38	2:05.166	10.929	38	1:55.135	26.998	38	1:54.681	44.333	38	1:55.398	1:02.83
18	2:08.889	14.652	18	2:02.134	44.315	45	2:00.226	1:15.07	45	2:01.043	1:46.25
300	2:10.975	16.738	45	2:01.335	44.505	18	2:00.604	1:16.45	18	2:02.566	1:46.98
45	2:11.194	16.957	300	2:03.454	49.180	300	2:03.310	1:23.93			
007	2:12.975	18.738	007	2:05.319	54.809	007	2:07.100	1:35.08			
Lap 2			Lap 4			Lap 6					
27	1:46.832		1	1:46.143		1	1:45.890				
1	1:47.240	.003	27	1:47.841	2.539	27	1:49.493	9.043			
54	1:48.949	3.768	54	1:48.470	8.182	54	1:49.140	14.000			
20	1:49.849	4.649	4	1:48.971	11.191	20	1:49.386	18.594			
15	1:49.825	5.113	15	1:49.770	11.738	15	1:50.015	18.787			
4	1:49.376	6.333	20	1:50.431	12.267	4	1:50.015	18.808			
26	1:49.493	7.506	26	1:50.055	13.982	26	1:54.415	27.924			
5	1:54.364	15.147	5	1:53.889	29.671	5	1:55.002	46.093			
38	1:55.320	19.012	38	1:55.072	35.927	38	1:55.173	53.616			
18	2:01.915	29.330	45	2:02.763	1:01.12	18	2:00.031	1:30.59			
45	2:00.599	30.319	18	2:03.957	1:02.12	45	2:02.200	1:31.38			
300	2:03.374	32.875	300	2:03.865	1:06.90						
007	2:05.138	36.639	007	2:05.596	1:14.26						
						Lap 7					

*** No. 15 (J. BROWN / D/ SHELDRICK) - NO TRANSPONDER - TIMED MANUALLY ***

The results are provisional until the end of the time limit for protests and appeals.



Chief Time Keeper - Scott Laing



Clerk of Course - Tom Williams





ASBK.COM.AU f t i y

Round 7 : Phillip Island GP Circuit : October 12 - 14

HORSELL CONSULTING AUSTRALIAN SIDECAR CHAMPIONSHIP

Race 1

Date: 13/10/18
 Event: R04
 Weather: Sunny - Temp: 18.3C
 Track: Dry - Temp: 41.8C

Started at: 16:15:08
 Laps: 7
 Starters: 13
 Printed at: 16:34

PROVISIONAL LAP CHART

Grid	1	2	3	4	5	6	7
1	1	27	1	1	1	1	1
27	27	1	27	27	27	27	27
54	20	54	54	54	54	54	54
15	54	20	20	4	15	20	20
20	15	15	15	15	4	15	4
26	4	4	4	20	20	4	15
4	26	26	26	26	26	26	26
5	5	5	5	5	5	5	5
38	38	38	38	38	38	38	38
18	18	18	18	45	45	18	45
300	300	45	45	18	18	45	18
45	45	300	300	300	300	007	
007	007	007	007	007	007		

*** No. 15 (J. BROWN / D/ SHELDRIK) - NO TRANSPONDER - TIMED MANUALLY ***

The results are provisional until the end of the time limit for protests and appeals.

Scott Laing
 Chief Time Keeper - Scott Laing

Tom Williams
 Clerk of Course - Tom Williams



www.computime.com.au
 COMPUTIME RACE TIMING SYSTEMS PTY LTD





ASBK.COM.AU f t i y

Round 7 : Phillip Island GP Circuit : October 12 - 14

HORSELL CONSULTING AUSTRALIAN SIDECAR CHAMPIONSHIP PROVISIONAL PROGRESSIVE SERIES POINTS

AUSTRALIAN SIDECAR CHAMPIONSHIP - F1 CLASS

Pos	No	Name	Rnd 1 W/fld	Rnd 2 MP	Rnd 3 Wint	Rnd 4 Pole	Rnd 4 Race 1	Total
1	27	H. FORD / L. MENZIES	67	58	58		20	203
2	15	J. BROWN / D. SHELDRIK	60	50	56		15	181
3	1	D. BOUGHEN / R. SHORTER	1	75	75	1	25	177
4	54	M. ALTON / C. CLANCY	53	38	51		18	160
5	5	R. GOODALE / S. GOODALE	46	47	43		13	149
6	38	J. CLANCY / W. GRUBB	40	38	44		12	134
7	26	P. CLANCY / S. BONNEY	30	44	32		14	120
8	18	S. REYNOLDS / K. WARNE	34	19	12		10	75
9	14	N. BEARE / D. BEARE	45		30			75
10	007	T. LOVE / A. TURNER	32	23			9	64
11		McKINNON / TURNER	26	27				53
12		D. EDIS / M. SCHLUTER	51					51
13		KEPPELL / TURNER		49				49
14	296	S. JUDD / R. SPANKNEBEL		20	23			43
15	52	N. TURNER / D. TURNER			38			38
16		K. HOARE / BOUGHEN		33				33
17		ABELL / ABELL		23				23
18		BUXTON / CHARTERS		23				23
19	97	M. SCOTT / S. MILLER			21			21
20		UNDERWOOD / TRAIN		19				19
21		POUCHER / POUCHER	18					18
22	20	G. EVANS / J. SCOTT					17	17
23	4	B. COLLINS / P. DEANGELIS					16	16
24		KELLY / TURNER		16				16
25	45	A. PHILLIPS / B. MARTIN					11	11

AUSTRALIAN SIDECAR CHAMPIONSHIP - F2 CLASS

Pos	No	Name	Rnd 1 W/fld	Rnd 2 MP	Rnd 3 Wint	Rnd 4 Pole	Rnd 4 Race 1	Total
1	54	M. ALTON / C. CLANCY	67	51	76	1	25	220
2	5	R. GOODALE / S. GOODALE	53	65	54		17	189
3	38	J. CLANCY / W. GRUBB	49	50	54		16	169
4	26	P. CLANCY / S. BONNEY	36	56	40		18	150
5	18	S. REYNOLDS / K. WARNE	43	31	17		14	105
6	007	T. LOVE / A. TURNER	41	44			13	98
7	296	S. JUDD / R. SPANKNEBEL		43	32			75
8		McKINNON / TURNER	31	35				66
9		D. EDIS / M. SCHLUTER	60					60
10	97	M. SCOTT / S. MILLER			30			30
11	4	B. COLLINS / P. DEANGELIS					20	20
12		POUCHER / POUCHER	20					20
13	45	A. PHILLIPS / B. MARTIN					15	15

Scott Laing
Chief Time Keeper - Scott Laing

Tom Williams
Clerk of Course - Tom Williams



www.computime.com.au
COMPUTIME RACE TIMING SYSTEMS PTY LTD

